

## **Compost helps make the soil rich and healthy!**

### **Overuse of chemical fertilizer damages the soil!**


Compost rich soil carries a lot of air and water so that the roots can grow easily. And, since the soil is soft, it is easier to plough.

#### 1. Physical Improvement of Soil


In the process of making compost, the high temperature destroys (1) seeds of weeds, (2) eggs of pests/insects, (3) pathogenic bacteria. Crops raised with compost are strong and resistant to disease, so it is not necessary to use much agricultural chemical."

#### 2. Fertilizer

Compost enhances the interaction of bacteria in the soil, thus nourishing it. The resulting compost-rich soil will be balanced and suitable for growing rice and vegetables.




**Why is compost good?**



Wow! Tell me how to make compost.

You see, compost is a perfect fertilizer made of natural substances like farm residue, animal manure and kitchen waste materials, which have been through an ageing process. Making compost takes a little time and effort, but its effect is wonderful.



**How can we make compost?**

## What is needed to make compost?

1. Farm residues after harvest:

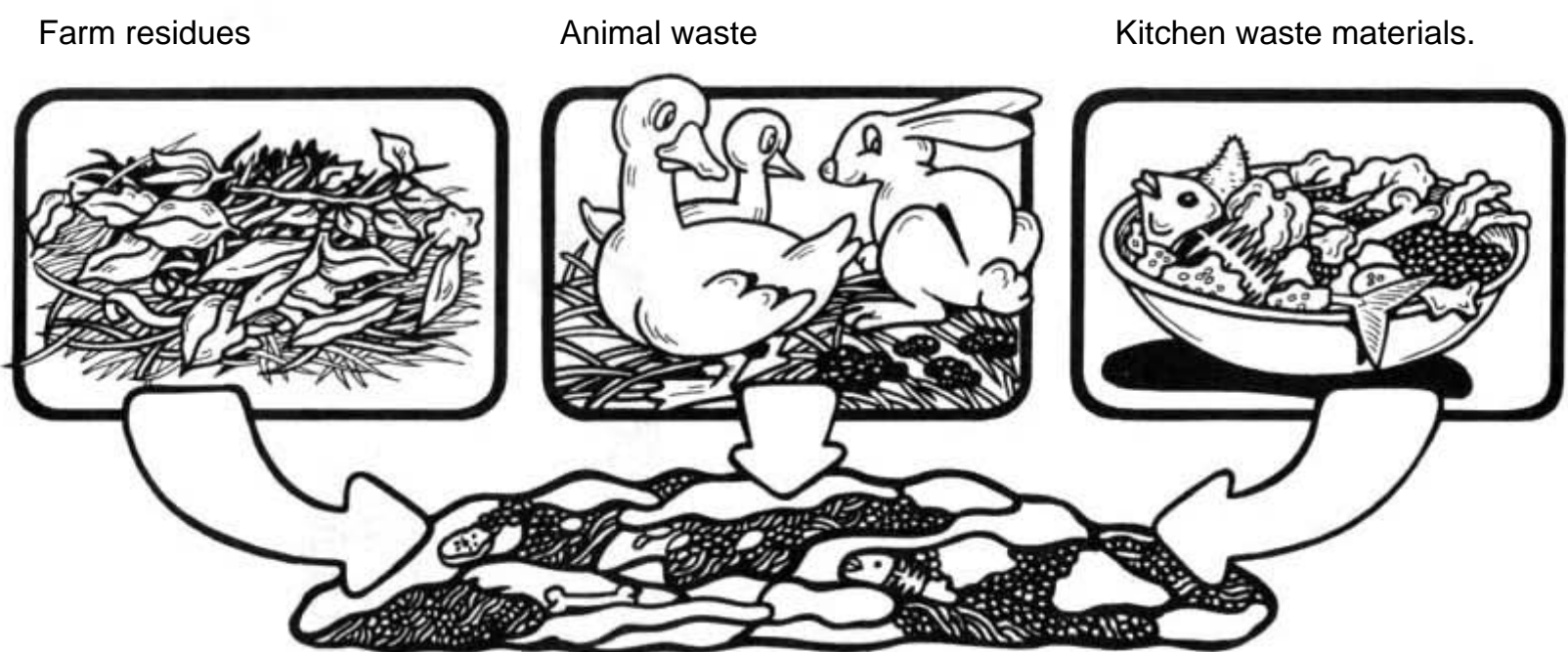
leaves, straw, dry stalks, legume plants, wide weed vegetable peels, etc.

2. Animal waste:

fresh animal manure (cow, chicken, pig, duck, rabbits, etc.)


3. Kitchen waste materials.

Residues can turn into good fertilizer for growing crops and vegetables.



**How can we make compost?**

## Let's prepare compost.




**1**

Make a pile of dry farm residue about 1 metre x 1 metre and 30-40 centimetres high.




**2**

Cover the pile with fresh animal waste to about 1/3 to 1/2 the height of number 1 (10-20 centimetres high).




**3**

Repeat numbers 1 and 2 until the pile is 1 to 1.4 metres high (up to about your shoulder).



**4**

If the surface of the pile gets dry, water to keep it damp.



**5**

Spread soil ( up to 2.5 centimetres thick) evenly on top of the pile to speed up the process of compost.

**Keep the pile damp.**

