

This rice paddy is no good. It easily gets disease. The crop from such a paddy is small.

Unhealthy Rice Paddy

spots on leaves

leaves are yellow, brown and white and some are drooping

roots cannot grow deep in the soil

soil is hard with no space for air




Healthy Soil for Strong Rice


The best way to prevent disease is to grow strong rice which can resist.



But how can we grow such strong rice?

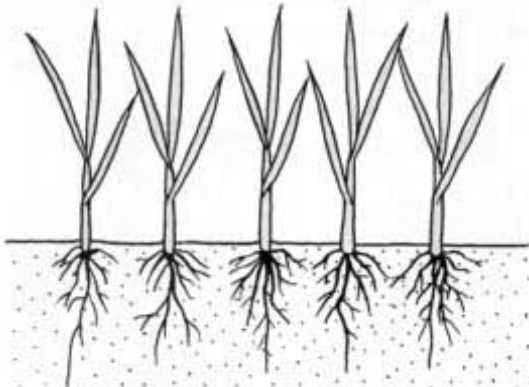


To grow strong rice, the soil must be healthy. Healthy soil helps the roots to grow big and deep. But if diseased stubble and straw are left in the soil, they can cause rice diseases.



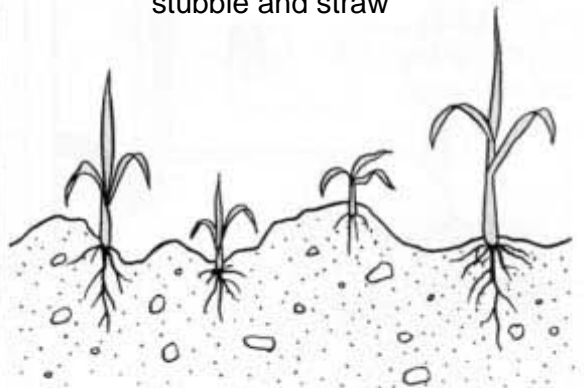
Healthy Soil

- * soft soil - easy to plough
- * no weed seeds
- * earthworms are active



Unhealthy Soil

- * hard soil - lack of air or water
- * weed seeds
- * crop residues with disease stubble and straw




How to Prepare Healthy Soil

Healthy soil helps rice grow well and strong. Here's how to prepare healthy soil.

Diseased stubble and straw are burned.



Right after the harvest, turn over the field and apply compost.



Compost can enrich your paddy.

